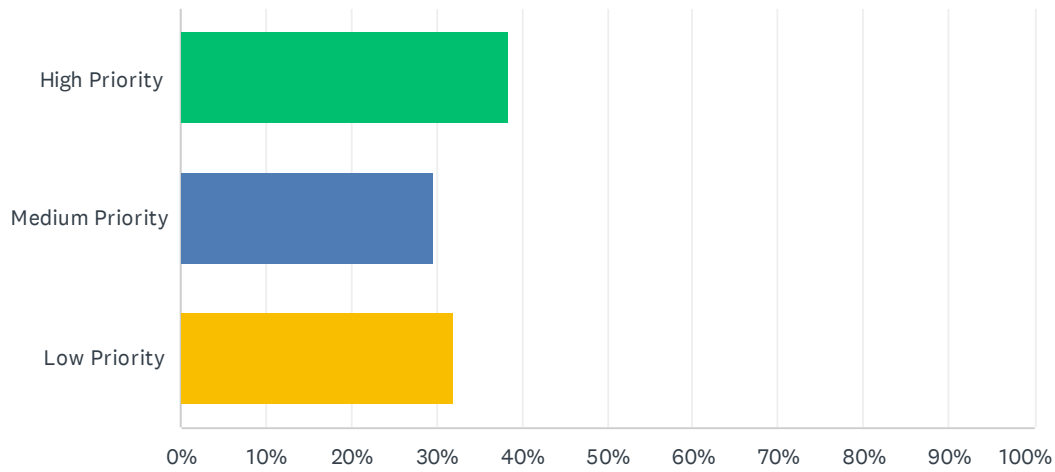


Q1 Protecting against Sea Level Rise

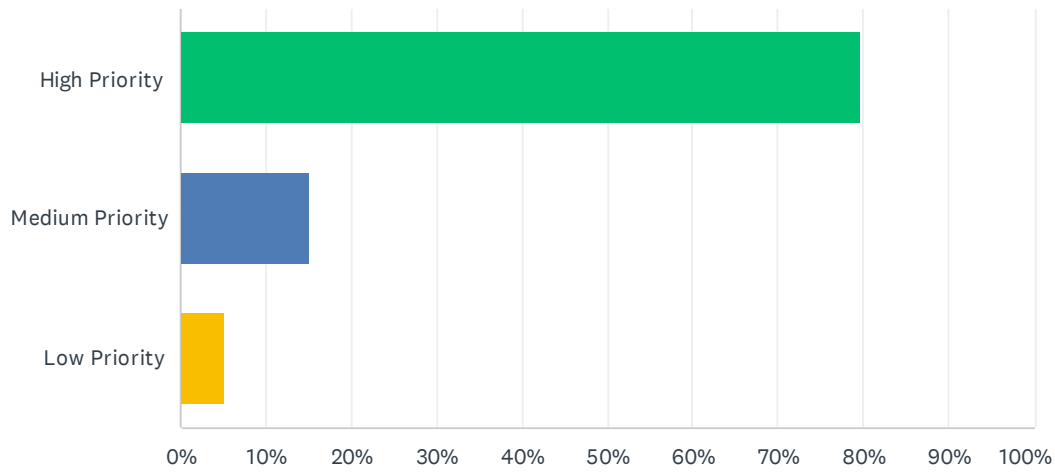
Answered: 138 Skipped: 0



ANSWER CHOICES		RESPONSES	
High Priority		38.41%	53
Medium Priority		29.71%	41
Low Priority		31.88%	44
TOTAL			138

Q2 Helping Prevent Crimes, Thefts and Burglaries

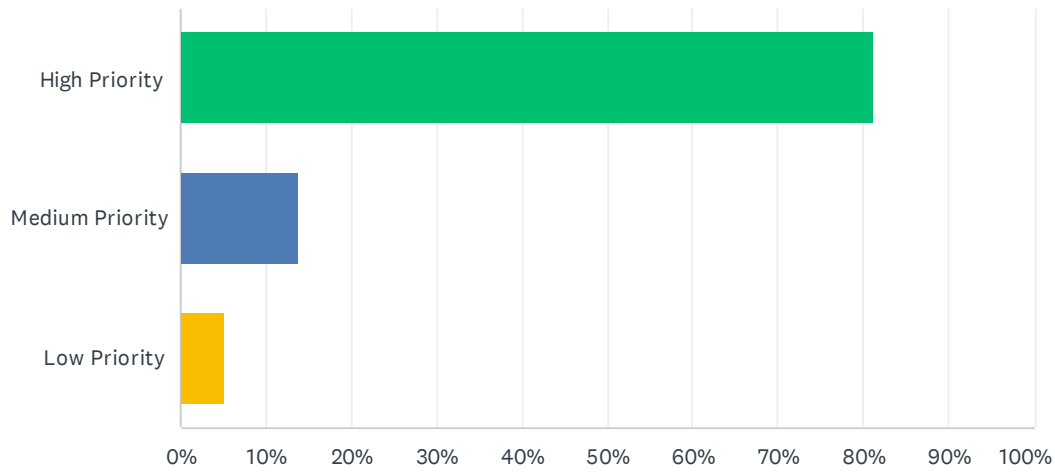
Answered: 138 Skipped: 0



ANSWER CHOICES	RESPONSES	
High Priority	79.71%	110
Medium Priority	15.22%	21
Low Priority	5.07%	7
TOTAL		138

Q3 Maintaining 911 Response Times

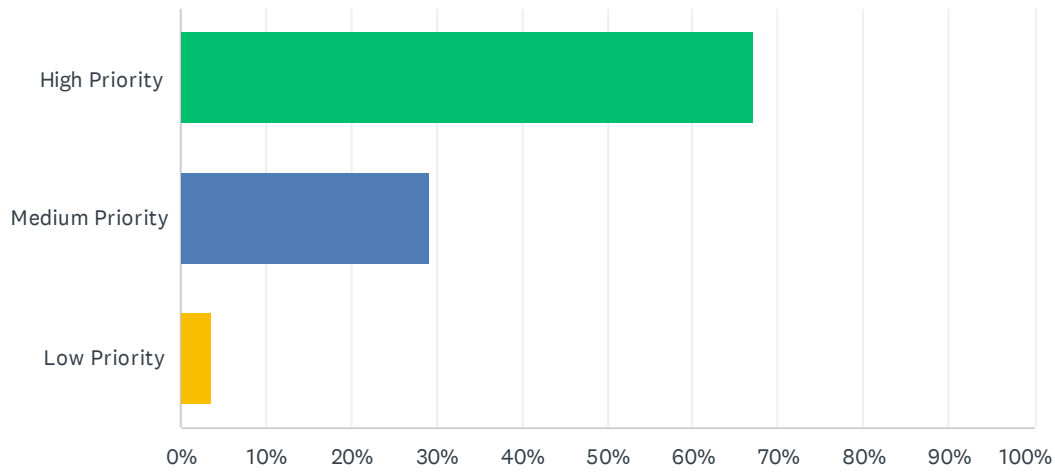
Answered: 138 Skipped: 0



ANSWER CHOICES		RESPONSES	
High Priority		81.16%	112
Medium Priority		13.77%	19
Low Priority		5.07%	7
TOTAL			138

Q4 Keeping Public Areas Safe and Clean

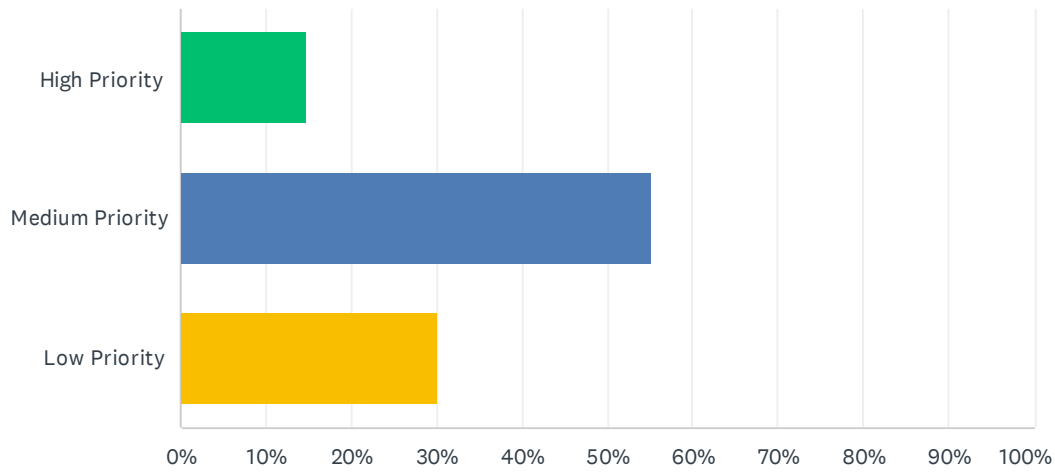
Answered: 137 Skipped: 1



ANSWER CHOICES		RESPONSES	
High Priority		67.15%	92
Medium Priority		29.20%	40
Low Priority		3.65%	5
TOTAL			137

Q5 Expediting Permit Application and Review Processes

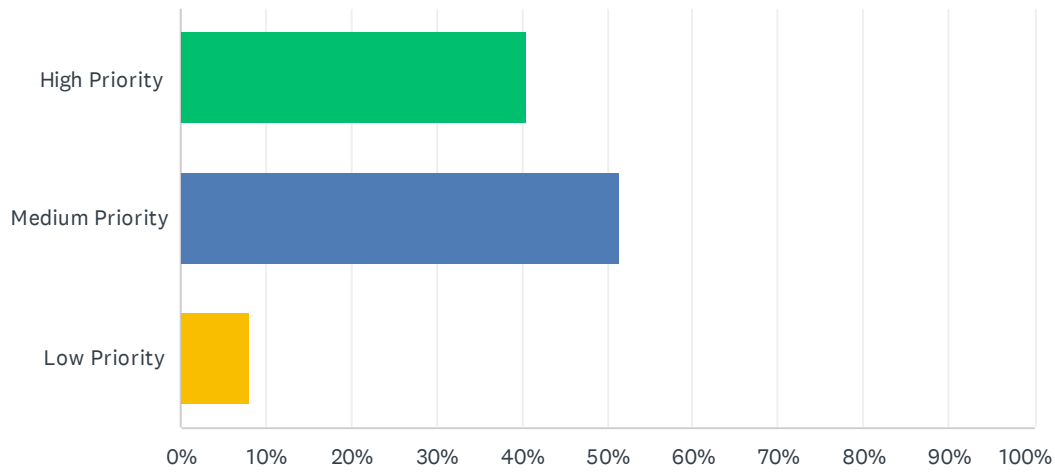
Answered: 136 Skipped: 2



ANSWER CHOICES		RESPONSES	
High Priority		14.71%	20
Medium Priority		55.15%	75
Low Priority		30.15%	41
TOTAL			136

Q6 Repairing Streets, Sidewalks and Potholes

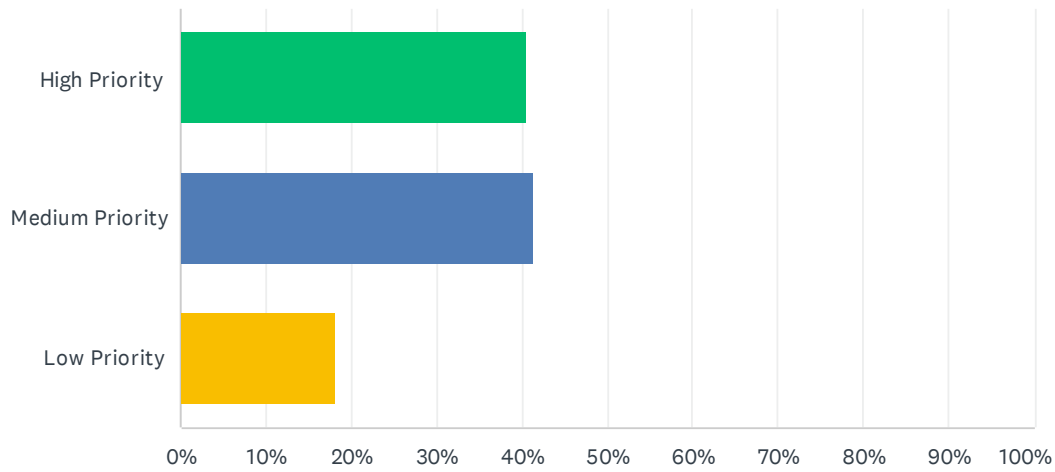
Answered: 136 Skipped: 2



ANSWER CHOICES	RESPONSES	
High Priority	40.44%	55
Medium Priority	51.47%	70
Low Priority	8.09%	11
TOTAL		136

Q7 Retaining and Attracting Local Businesses

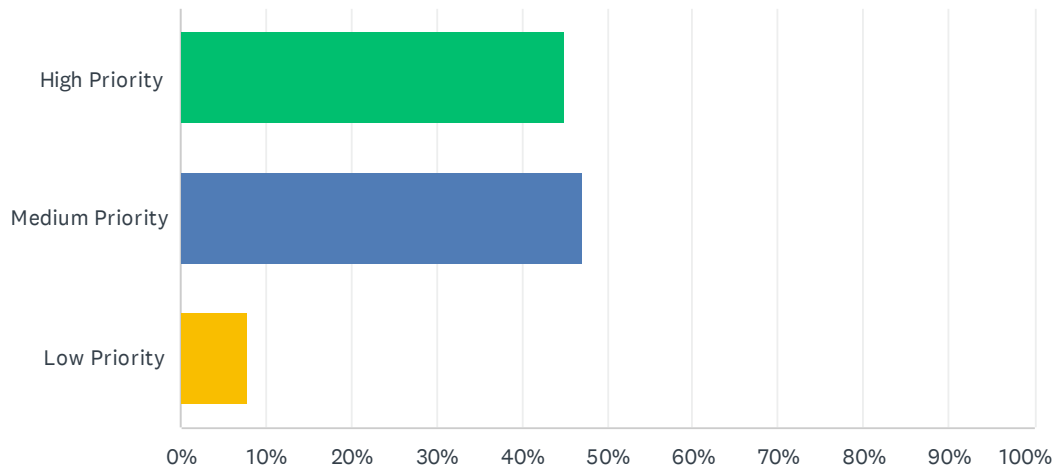
Answered: 138 Skipped: 0



ANSWER CHOICES	RESPONSES	
High Priority	40.58%	56
Medium Priority	41.30%	57
Low Priority	18.12%	25
TOTAL		138

Q8 Maintaining Parks and Playgrounds

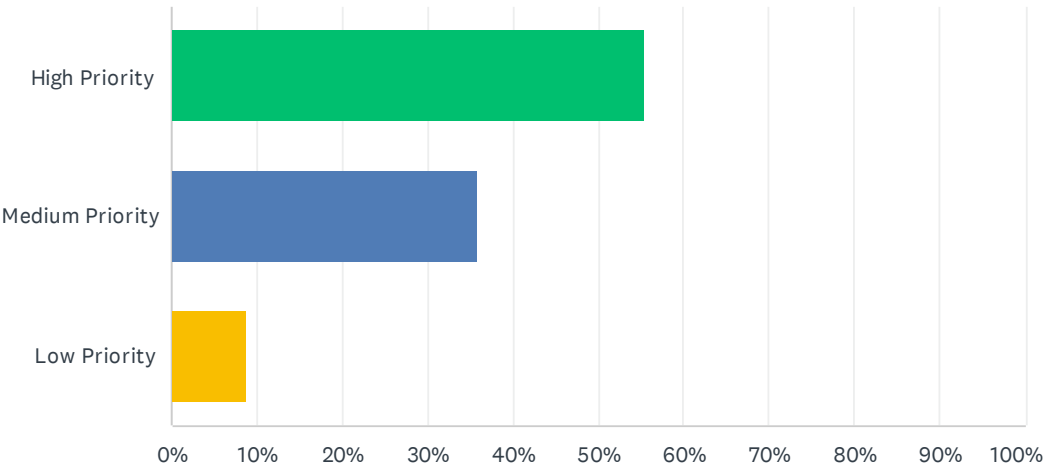
Answered: 138 Skipped: 0



ANSWER CHOICES		RESPONSES	
High Priority		44.93%	62
Medium Priority		47.10%	65
Low Priority		7.97%	11
TOTAL			138

Q9 Upgrading Storm Drains and Flood Control Systems

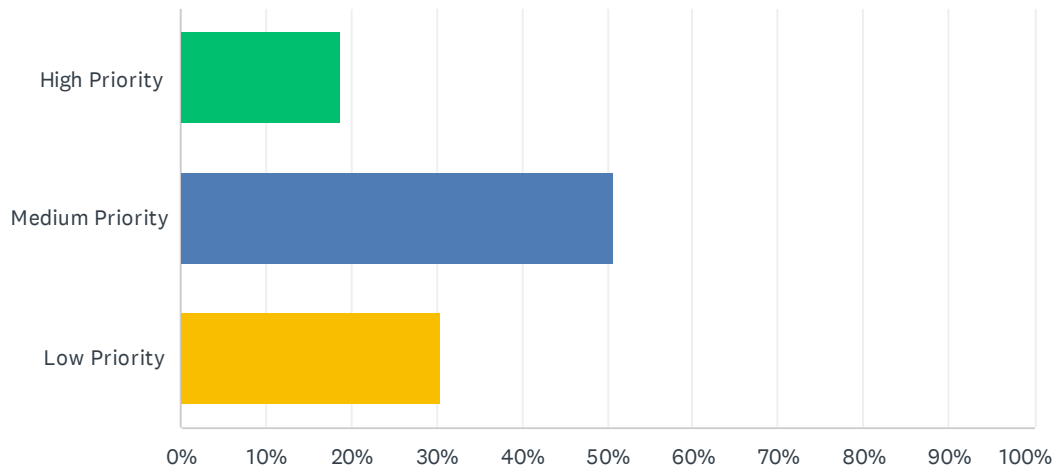
Answered: 137 Skipped: 1



ANSWER CHOICES		RESPONSES	
High Priority		55.47%	76
Medium Priority		35.77%	49
Low Priority		8.76%	12
TOTAL			137

Q10 Supporting Programs for Youth and Seniors

Answered: 138 Skipped: 0



ANSWER CHOICES	RESPONSES	
High Priority	18.84%	26
Medium Priority	50.72%	70
Low Priority	30.43%	42
TOTAL		138